



K E O P E M A R I N E

MECHANICAL AND NAVAL TAILOR MADE



Company Presentation

SUMMARY

Who we are 4 - 7

KE-INOX PRODUCTS

HATCH

Vertical Hatch - Vertical Hatch with Ventilation 8 - 9

Horizontal Hatch - Adjustable Hatch 10 - 11

Flush Hatch - Hatch with Coaming 12 - 13

DOOR

Engine Room Door - Side Door 14 - 15

Hinged Door 16 - 17

Pantograph Door 18 - 19

Aft Sliding Door 20 - 21

CONTACTS - Where to find us 22 - 23



K E O P E M A R I N E

Keope Marine was founded in 2004 as a nautical company specializing in services for shipyards in its industrial district, mainly dedicated to all activities related to the installation of onboard systems and the production of mechanical components.


The skills developed and the experience gained over time have contributed to the growth and establishment of the company in the nautical sector, securing numerous partnerships with various market leaders. At the same time, the desire and necessity to best meet the demands and needs of its clients have driven the company to invest in advanced structures and technologies.

This led to the creation of the industrial mechanics division, where custom-designed and manufactured products, components, and accessories made from various materials are produced for all clients in the naval sector and beyond.

The latest addition is **KE-INOX**, the brand of Keope Marine, which includes a wide range of specialized stainless steel and aluminum products for yachts and superyachts.

We design and manufacture doors and hatches of various types and sizes, as well as all structures and exposed components in polished stainless steel, customizable according to the specific requests of the final client.

Today, thanks to the high level of specialization achieved in its various divisions, the company is capable of accommodating any client request at 360°, guaranteeing maximum efficiency and professionalism.



WHY CHOOSE US



EXPERIENCE

For over twenty years, by the side of naval industry leaders.

FLEXIBILITY



We work to satisfy our customers promptly.

PROFESSIONALISM

Attention to detail and adequate preparation to meet every need.

COMPETENCE

Qualified personnel at every level of the production structure.



STANDARD VERTICAL HATCH

TECHNICAL CHARACTERISTICS

Door: 5083 aluminium (20mm sheet).

Frame: 5083 aluminium (35 mm sheet).

Hinges built-in, in mirror polished stainless steel
AISI 316L, 180° opening.

Flush handle in mirror polished stainless steel
AISI 316L.

*Custom hardware entirely conceived and
produced in-house.*

TECHNICAL CHARACTERISTICS

Door: 5083 aluminium (20mm sheet).


Frame: 5083 aluminium (35 mm sheet).

Hinges built-in, in mirror polished stainless steel
AISI 316 L, 180° opening.

Flush handle in mirror polished stainless steel
AISI 316 L.

*Custom hardware entirely conceived and
produced in-house.*

VERTICAL HATCH WITH VENTILATION GRID



HORIZONTAL HATCH

TECHNICAL CHARACTERISTICS


Door: 5083 aluminium (15 mm sheet).

Frame: 5083 aluminium (35 mm sheet).

Hinges built-in arched, in mirror polished stainless steel AISI 316L, 93° opening.

Flush handle in mirror polished stainless steel AISI 316L.

Stainless steel gas spring for a comfortable lift.
Custom hardware entirely conceived and produced in-house.



TECHNICAL CHARACTERISTICS

Door: 5083 aluminium (15 mm sheet).

Weld-on frame: 5083 aluminium (6/8 mm sheet).

Adjustable frame: 5083 aluminium (20 mm sheet).

Concealed Hinges in mirror polished stainless steel AISI 316L, 180° opening.

Flush handle in mirror polished stainless steel AISI 316L.

Custom hardware entirely conceived and produced in-house.



ADJUSTABLE HATCH

FLUSH HATCH

TECHNICAL CHARACTERISTICS

- Door:** 5083 aluminium (20 mm sheet).
 - Frame:** mirror polished stainless steel AISI 316L.
 - Hinges** arched, mirror polished stainless steel AISI 316L, 95° opening.
 - Locking system** by conical pin on 4 side operated by double bar handle (inside) and hand wheel (outside).
 - Stainless steel gas spring** AISI 316 for a comfortable lift.
- Custom hardware entirely conceived and produced in-house.*

**RINA CERTIFICATION:
C.E. / TYPE APPROVAL
(RANGE FROM 450 MM UP TO 700 MM)**



TECHNICAL CHARACTERISTICS

- Door:** 5083 aluminium (20 mm sheet).
 - Frame:** mirror polished steel AISI 316L (5 mm sheet).
 - Hinges** arched, mirror polished steel AISI 316L, 95° opening.
 - Locking system** by conical pin on 4 side operated by double bar handle (inside) and hand wheel (outside).
 - Stainless steel gas spring** AISI 316 for a comfortable lift.
- Custom hardware entirely conceived and produced in-house.*

HATCH WITH COAMING



ENGINE ROOM DOOR

TECHNICAL CHARACTERISTICS

- Door:** 5083 Aluminium.
 - Frame:** 5083 Aluminium or Aisi 316L, bolt-on or weld-on.
 - External hinges** in mirror polished stainless steel AISI 316L.
 - Double bar handle** in mirror polished stainless steel AISI 316L.
 - Locking system** by opposing rods on 4 side.
 - Soundproof.**
- Custom hardware entirely conceived and produced in-house.*

**CUSTOM:
INSPECTION PORT HOLE
COLOR FINISHING**



TECHNICAL CHARACTERISTICS

- Door:** 5083 Aluminium.
 - Frame:** 5083 Aluminium or Aisi 316L, bolt-on.
 - Recessed hinges** in mirror polished steel AISI 316L, opening 180°.
 - Handle** in mirror polished stainless steel AISI 316L.
 - Locking system** by opposing rods on 4 side and key-locking system.
- Custom hardware entirely conceived and produced in-house.*

CUSTOM: GLASS WINDOW.



SIDE DOOR

HINGED DOOR

TECHNICAL CHARACTERISTICS

Door: 5083 Aluminium.

Frame: AISI 316L stainless steel, bolt-on.
Customizable finish in mirror polished
or painted stainless steel.

Coaming: weld-on (10 mm sheet). Customizable
with different material options.

Handle: double bar in mirror polished stainless
steel AISI 316L.

Locking system: opposing rods on 4 side and
key-locking system.

WATERTIGHT / WEATHERTIGHT

*Custom hardware entirely conceived and
produced in-house.*



**CUSTOM:
DIMENSION AND COLOR FINISHING
GLASS WINDOW
QUICK-ACTION CLOSURE**

PANTOGRAPH DOOR

TECHNICAL CHARACTERISTICS

Door: 5083 Aluminium.

Frame: AISI 316L stainless steel, bolt-on.
Customizable finish in mirror polished or painted
stainless steel.

Coaming: weld-on (10 mm sheet). Customizable
with different material options.

Handle: double bar in mirror polished stainless
steel AISI 316L.

Locking system: opposing rods on 4 side and
key-locking system.

*Custom hardware entirely conceived and
produced in-house.*



**CUSTOM:
DIMENSION AND COLOR FINISHING
GLASS WINDOW
QUICK-ACTION CLOSURE**

AFT SLIDING DOOR

TECHNICAL CHARACTERISTICS

Double-Leaf Sliding Door

Frame: AISI 316L stainless steel. Customizable finish in mirror polished or painted stainless steel.

Leaves: polished stainless steel AISI 316.

Monolithic tempered glass.

Electric Actuation for opening and closing.

LOCKING ACCESSORIES

Handle in mirror polished stainless steel AISI 316L.

Key-operated lock.

Custom hardware entirely conceived and produced in-house.



**CUSTOM:
DIMENSION AND COLOR FINISHING
LAMINATED GLASS**

CONTACTS

REGISTERED OFFICE

Via V. Alfieri, snc
61039 - SAN COSTANZO (PU)
ITALY

GENERAL INQUIRIES

info@keopemarine.it

QUOTATIONS

commerciale@keopemarine.it

ORDERS

ordini@keopemarine.it

OFFICE

+ 39 0721-959479



For more information visit
keopemarine.com



KEOPE MARINE S.R.L. Unipersonale
Via Vittorio Alfieri, snc
61039 SAN COSTANZO (PU) - Italy
Tel. 0721-959479

keopemarine.com